

Productivity 240 Shirts / Hour

Model YPS-021 **DOUBLE BODY SHIRT PRESS**

Machine Productivity 240 Shirts / Hour

- **Also Works On Solar**
- Large Heat Plates Come With Large Body To Fit Various Sizes.
- Long Lasting Resilient Spring Pad
- Body Side Press Finish with Curved Heat Plate
- Panasonic Control Computer and Touch Screen Interface
- Very Much Suitable For Laundry And Shirt Manufacturing Both




Power Input	Power Input	Power	Steam	Air	Weight	Dimensions
E Model 220V, 3 Phase	U Model 220V, 1 Phase	780 W	6 Bar, 87 PSI 20 Kw, 2.0 BHP	5 Bar, 73 PSI 0.24 M3/m, 8.5 CFM	540kg	W x D x H (mm) 1298 x 1820 x 1700

Model YPS-411 **SINGLE SLEEVE PRESS**

Machine Productivity 120 Shirts / Hour

- **Also Works On Solar**
- **Press Quality, Not Hot Air Blow Quality**
- Fast Finish With Heat Plates
- Designed For The Long, Big Shirts.



Power Input	Power Input	Power	Steam	Air	Weight	Dimensions
E Model 220V, 3 Phase	U Model 220V, 1 Phase	30 W	6 Bar, 87 PSI 7 Kw, 0.7 BHP	5 Bar, 73 PSI 0.10 M3/m, 3.7 CFM	230kg	W x D x H (mm) 550 x 1206 x 1605

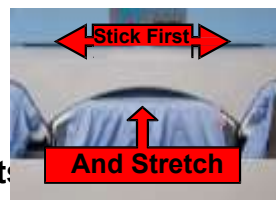
Model YPS-503 A III

QUADRUPLE COLLAR CUFFS PRESS

Machine Productivity 240 Shirts / Hour

**New Mechanism Now
With Cuff Stretch**

- **Also Works On Solar**
- **NOW, With Collar and Cuffs Both Stretch Function**
- Press Four Shirts On The Two Ironing Tables
- Wide Ironing Table Is Able To Press Two Tuxedo Shirts
- Simple Design With Panasonic Touch Panel

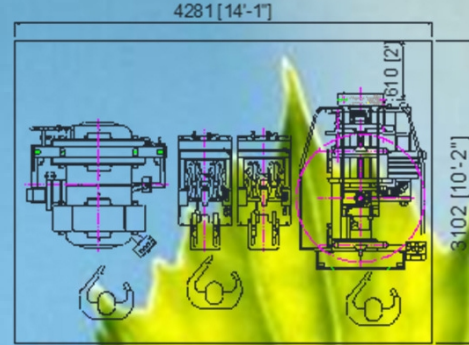


Power Input	Power Input	Power	Steam	Air	Weight	Dimensions
E Model 220V, 3 Phase	U Model 220V, 1 Phase	800 W	6 Bar, 87 PSI 11 Kw, 1.2 BHP	5 Bar, 73 PSI 0.04 M3/m, 1.4 CFM	530kg	W x D x H (mm) 1380 x 1470 x 1330

FASTEST ! SHIRT IRONING ! MACHINE !

**Productivity
240 Shirts/Hour**

- Also Works On Solar
- Body Side Press Finish with Curved Heat Plate To Achieve Press Quality
- Long Lasting Resilient Spring Pad with Efficient Moisture Escape Path for The Faster Dry And Prevention Of Bottom Breakage
- Separate Sleeve Unit With Heat Plate For Fast Dry And Press Quality.
- Back Stretch Function
- Strong Vacuums with Powerful Motor
- Panasonic Control Computer & Touch Screen Interface
- Production Management System
- Suitable For Medium to Large Operation



Layout Example



Touch Screen Interface

Powerful Vacuums



Back Stretch



YPS-503



2 x YPS-404



YPS-006

YPS-006 Double Body Press

Power Input	Power Input	Power	Steam	Air	Weight	Dimensions
E Model 220V, 3 Phase	U Model 220V, 1 Phase	780 W	6 Bar, 87 PSI 20 Kw, 2.0 BHP	5 Bar, 73 PSI 0.24 M3/m, 8.5 CFM	540kg	W x D x H (mm) 1298 x 1820 x 1700

YPS-404 Single Sleeve Press

Power Input	Power Input	Power	Steam	Air	Weight	Dimensions
E Model 220V, 3 Phase	U Model 220V, 1 Phase	30 W	6 Bar, 87 PSI 7 Kw, 0.7 BHP	5 Bar, 73 PSI 0.10 M3/m, 3.7 CFM	218kg	W x D x H (mm) 550 x 1206 x 1479

YPS-503 Quadruple Collar Cuffs Press

Power Input	Power Input	Power	Steam	Air	Weight	Dimensions
E Model 220V, 3 Phase	U Model 220V, 1 Phase	800 W	6 Bar, 87 PSI 11 Kw, 1.2 BHP	5 Bar, 73 PSI 0.04 M3/m, 1.4 CFM	531kg	W x D x H (mm) 1433 x 1345 x 1225